

ISX Trading Indices of Thursday 19/12/2024

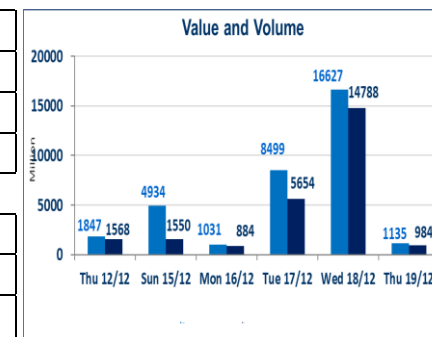
Traded Volume and OTC	1,135,185,678
-----------------------	---------------

Traded Value and OTC	984,351,645
----------------------	-------------

Traders	717
---------	-----

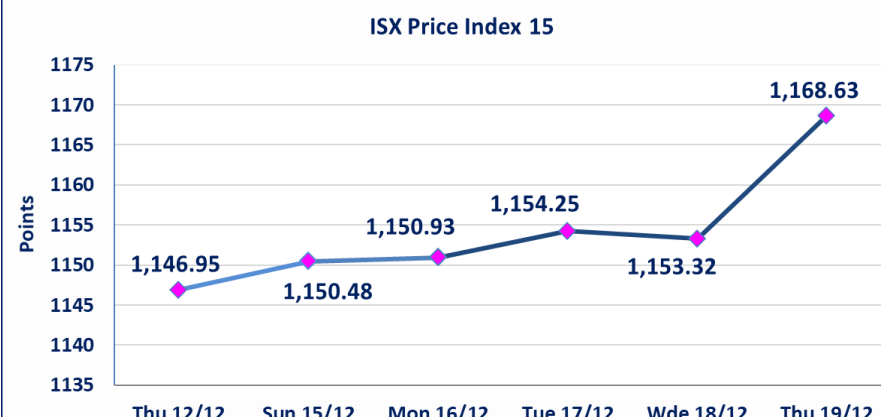
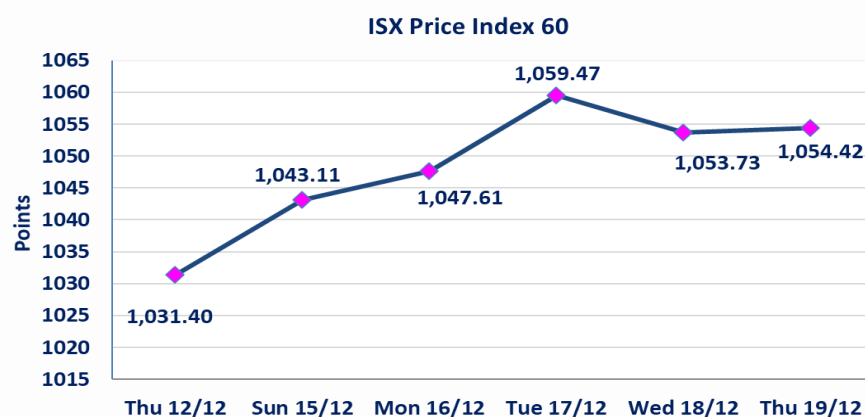
ISX Index 60	1054.42
Previous ISX Index60	1053.73
Change %	0.07
Change	0.69

ISX Index 15	1168.63
Previous ISX Index15	1153.32
Change %	1.33
Change	15.31



Listed Companies	104	OTC	6
Traded Listed Companies	44	OTC	1
AGM Companies	8		
Suspended Companies	7		

Non Traded listed	45	OTC	5
Higher Companies	9		
Lower Companies	18		



### ISX top gaining and losing companies

Thursday 19/12/2024

#### Gainers

Company Name	Closing Price	Change (%)	Traded Volume
Babil Animal&vegetable Product	23.570	14.98	10,000
Babylon Hotel	110.000	8.91	64,900
Economy Bank	0.260	4.00	26,951,430
Ashur International Bank	0.300	3.45	6,000,000
Iraqi Products Marketing Meat	6.100	1.67	650,000

#### Losers

Company Name	Closing Price	Change (%)	Traded Volume
Rehab Karbala company	0.810	-14.74	1,940,000
Al Attaa Islamic Bank	0.090	-10.00	4,647,089
Gulf Commercial Bank	0.420	-4.55	442,192,793
Modern Construction Materials	0.640	-4.48	30,000
National Chemical &Plastic Indu	2.200	-4.35	1,638,498

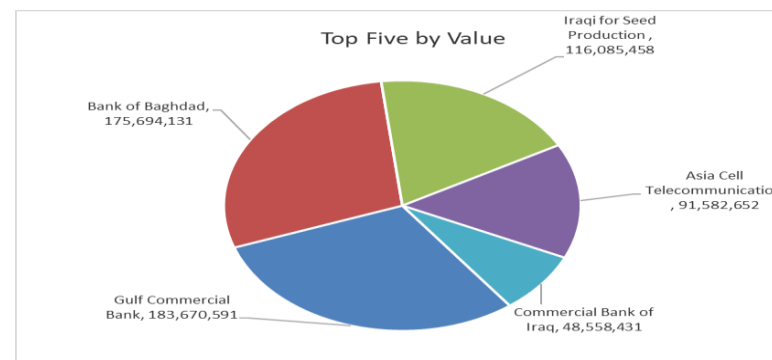
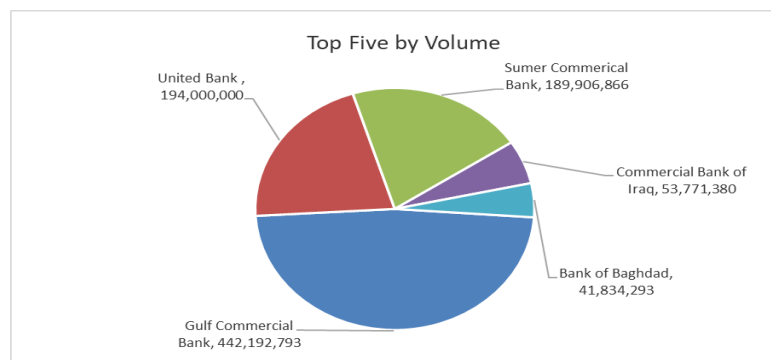
### The most active companies in term of traded volume and value

#### Traded Volume

Company Name	Closing Price	Change (%)	Traded Volume
Gulf Commercial Bank	0.420	-4.55	442,192,793
United Bank	0.050	0.00	194,000,000
Sumer Commerical Bank	0.090	0.00	189,906,866
Commercial Bank of Iraq	0.910	0.00	53,771,380
Bank of Baghdad	4.200	-0.47	41,834,293

#### Traded Value

Company Name	Closing Price	Change (%)	Traded Value
Gulf Commercial Bank	0.420	-4.55	183,670,591
Bank of Baghdad	4.200	-0.47	175,694,131
Iraqi for Seed Production	8.330	-1.30	116,085,458
Asia Cell Telecommunication	12.100	-0.82	91,582,652
Commercial Bank of Iraq	0.910	0.00	48,558,431



## Regular Market Bulletin No (233)



Company Name	Code	opening Price	highest price	lowest price	Average price	Prev Average price	Closing Price	prev closing price	change (%)	No.of Trades	Traded Volume	Traded Value
<b>Banks Sector</b>												
Ashur International Bank	BASH	0.300	0.300	0.300	0.300	0.290	0.300	0.290	3.45	7	6,000,000	1,800,000
Bank of Baghdad	BBOB	4.220	4.220	4.170	4.200	4.210	4.200	4.220	-0.47	31	41,834,293	175,694,131
Commercial Bank of Iraq	BCOI	0.910	0.910	0.890	0.900	0.910	0.910	0.910	0.00	25	53,771,380	48,558,431
Economy Bank	BEFI	0.250	0.260	0.250	0.250	0.250	0.260	0.250	4.00	29	26,951,430	6,742,372
Gulf Commercial Bank	BGUC	0.440	0.440	0.400	0.420	0.460	0.420	0.440	-4.55	188	442,192,793	183,670,591
Iraqi Islamic Bank	BIIB	1.470	1.470	1.460	1.460	1.480	1.470	1.470	0.00	15	6,800,000	9,948,500
Mosul Bank For Investment	BMFI	0.160	0.160	0.160	0.160	0.160	0.160	0.160	0.00	6	17,323,560	2,771,770
Al -Mansour Bank	BMNS	1.970	1.970	1.960	1.960	1.970	1.970	1.970	0.00	24	20,528,701	40,250,138
National Bank of Iraq	BNOI	3.670	3.680	3.650	3.670	3.690	3.680	3.670	0.27	12	7,649,673	28,047,942
Sumer Commerical Bank	BSUC	0.090	0.090	0.090	0.090	0.090	0.090	0.090	0.00	11	189,906,866	17,091,618
AlTaif Islamic Bank	BTIB	1.000	1.000	1.000	1.000	1.000	1.000	1.000	0.00	4	1,500,000	1,500,000
<b>Total Of Banks Sector</b>										<b>352</b>	<b>814,458,696</b>	<b>516,075,492</b>
<b>Telecommunication Sector</b>												
Asia Cell Telecommunication	TASC	12.200	12.200	12.100	12.130	12.190	12.100	12.200	-0.82	44	7,553,193	91,582,652
Al-Khatem Telecoms	TZNI	2.400	2.400	2.400	2.400	2.400	2.400	2.400	0.00	6	873,795	2,097,108
<b>Total Of Telecommunication S</b>										<b>50</b>	<b>8,426,988</b>	<b>93,679,760</b>
<b>Insurance Sector</b>												
Gulf Insurance	NGIR	0.500	0.500	0.500	0.500	0.500	0.500	0.500	0.00	1	49,701	24,851
<b>Total Of Insurance Sector</b>										<b>1</b>	<b>49,701</b>	<b>24,851</b>
<b>Services Sector</b>												
Kharkh Tour Amuzement City	SKTA	4.300	4.300	4.200	4.240	3.830	4.200	4.300	-2.33	17	5,850,231	24,805,993
Mamoura Realestate	SMRI	5.500	5.500	5.450	5.470	5.500	5.470	5.500	-0.55	19	5,059,973	27,696,474
AL-Nukhba for Construction	SNUC	0.800	0.800	0.800	0.800	0.820	0.800	0.820	-2.44	1	124,254	99,403
Rehab Karbala company	HKAR	0.850	0.850	0.810	0.820	0.950	0.810	0.950	-14.74	7	1,940,000	1,591,400
<b>Total Of Services Sector</b>										<b>44</b>	<b>12,974,458</b>	<b>54,193,271</b>
<b>Industry Sector</b>												
Baghdad Soft Drinks	IBSD	4.180	4.180	4.140	4.150	4.150	4.150	4.150	0.00	33	9,564,444	39,703,343
Iraqi Carton Manufacturies	IICM	1.840	1.850	1.840	1.840	1.860	1.850	1.850	0.00	5	2,210,000	4,067,500
Iraqi Engineering Works	IIEW	9.000	9.000	9.000	9.000	8.260	9.000	9.000	0.00	1	1,000	9,000
Iraqi For Tufted Carpets	IITC	17.750	17.750	17.750	17.750	17.600	17.750	17.600	0.85	1	5,000	88,750
Al-Kindi of Veterinary Vaccines	IKLV	3.020	3.020	3.000	3.000	3.000	3.000	3.000	0.00	16	3,619,316	10,866,250
Al-Mansour Pharmaceuticals Ir	IMAP	2.420	2.430	2.420	2.420	2.430	2.430	2.420	0.41	13	3,025,942	7,326,280
<b>Total Of Industry Sector</b>										<b>69</b>	<b>18,425,702</b>	<b>62,061,123</b>
<b>Hotels Sector</b>												
Baghdad Hotel	HBAG	11.000	11.000	11.000	11.000	11.000	11.000	11.000	0.00	9	372,976	4,102,736
Babylon Hotel	HBAY	110.000	110.000	104.000	108.700	100.710	110.000	101.000	8.91	6	64,900	7,054,500
Ishtar Hotel	HISH	10.100	10.100	10.000	10.020	10.120	10.000	10.100	-0.99	19	3,300,000	33,056,500
Al-Mansour Hotel	HMAN	41.000	41.000	41.000	41.000	41.000	41.000	41.000	0.00	4	505,400	20,721,400
National for Tourist Investmen	HNTI	10.200	10.200	10.200	10.200	10.180	10.200	10.250	-0.49	1	206,882	2,110,196
<b>Total Of Hotels Sector</b>										<b>39</b>	<b>4,450,158</b>	<b>67,045,332</b>
<b>Agriculture Sector</b>												
Babil Animal&vegetable Produ	ABAP	23.570	23.570	23.570	23.570	20.500	23.570	20.500	14.98	1	10,000	235,700
Iraqi Products Marketing Meat	AIPM	6.100	6.100	6.100	6.100	6.000	6.100	6.000	1.67	3	650,000	3,965,000
Iraqi for Seed Production	AISP	8.440	8.440	8.330	8.340	8.440	8.330	8.440	-1.30	54	13,912,000	116,085,458
<b>Total Of Agriculture Sector</b>										<b>58</b>	<b>14,572,000</b>	<b>120,286,158</b>

Total Of Regular		613	873,357,703	913,365,986
------------------	--	-----	-------------	-------------

### Second Platform Market Bulletin No (232)

Company Name	Code	opening Price	highest price	lowest price	Average price	Prev Average price	Closing Price	prev closing price	change (%)	No.of Trades	Traded Volume	Traded Value
<b>Banks Sector</b>												
Iraq Noor Islamic Bank	BINI	0.720	0.720	0.700	0.700	0.700	0.700	0.700	0.00	3	1,200,000	842,000
Al Attaa Islamic Bank	BLAD	0.090	0.090	0.090	0.090	0.100	0.090	0.100	-10.00	2	4,647,089	418,238
Credit Bank	BROI	0.850	0.850	0.850	0.850	0.850	0.850	0.840	1.19	11	19,986,000	16,988,100
<b>Total Of Banks Sector</b>										<b>16</b>	<b>25,833,089</b>	<b>18,248,338</b>
<b>Industry Sector</b>												
Fallujah for construction Mate	IFCM	3.250	3.250	3.250	3.250	3.300	3.250	3.300	-1.52	1	250,000	812,500
National Furniture Industries	IHFI	1.450	1.450	1.400	1.420	1.450	1.400	1.450	-3.45	6	6,549,867	9,332,314
<b>Total Of Industry Sector</b>										<b>7</b>	<b>6,799,867</b>	<b>10,144,814</b>
<b>Total of Non Regular</b>										<b>23</b>	<b>32,632,956</b>	<b>28,393,152</b>

### Undisclosed Platform Companies Bulletin (233)

Company Name	Code	opening Price	highest price	lowest price	Average price	Prev Average price	Closing Price	prev closing price	change (%)	No.of Trades	Traded Volume	Traded Value
<b>Banks Sector</b>												
United Bank	BUND	0.050	0.050	0.050	0.050	0.050	0.050	0.050	0.00	15	194,000,000	9,700,000
<b>Total Of Banks Sector</b>										<b>15</b>	<b>194,000,000</b>	<b>9,700,000</b>
<b>Services Sector</b>												
General Transportation	SIGT	0.800	0.800	0.800	0.800	0.800	0.800	0.800	0.00	1	807	646
<b>Total Of Services Sector</b>										<b>1</b>	<b>807</b>	<b>646</b>
<b>Industry Sector</b>												
Modern Construction Material	IMCM	0.640	0.640	0.640	0.640	0.670	0.640	0.670	-4.48	1	30,000	19,200
National Chemical &Plastic Ind	INCP	2.190	2.200	2.190	2.200	2.290	2.200	2.300	-4.35	6	1,638,498	3,599,696
The Light Industries	ITLI	1.150	1.150	1.130	1.130	1.180	1.130	1.180	-4.24	42	20,597,540	23,310,671
<b>Total Of Industry Sector</b>										<b>49</b>	<b>22,266,038</b>	<b>26,929,567</b>
<b>Hotels Sector</b>												
Palestine Hotel	HPAL	21.400	21.400	21.000	21.000	21.500	21.000	21.500	-2.33	6	117,862	2,475,510
<b>Total Of Hotels Sector</b>										<b>6</b>	<b>117,862</b>	<b>2,475,510</b>
<b>Agriculture Sector</b>												
Modern for Animal Production	AMAP	0.550	0.550	0.550	0.550	0.570	0.550	0.570	-3.51	2	100,000	55,000
<b>Total Of Agriculture Sector</b>										<b>2</b>	<b>100,000</b>	<b>55,000</b>
<b>Total of Undisclosed</b>										<b>73</b>	<b>216,484,707</b>	<b>39,160,723</b>
<b>Grand Total</b>										<b>709</b>	<b>1,122,475,366</b>	<b>980,919,861</b>

**Iraq Stock Exchange not trading companies of Thursday 19/12/2024**

Company Names	Code	Previous Average Price	Closing Price
<b>Banking Sector</b>			
Middle East Bank	BIME	0.080	0.080
Kurdistan International Bank	BKUI	0.900	0.900
Union Bank of Iraq	BUOI	0.200	0.200
Cihan Bank for Islamic	BCIH	2.030	2.030
Elaf Islamic Bank	BELF	0.460	0.460
National Islamic Bank	BNAI	0.570	0.570
Asia Al-Iraq Islamic Bank	BAIB	0.900	0.900
<b>Insurance Sector</b>			
Al-Ameen for Insurance	NAME	0.660	0.800
Dar Al-Salam for Insurance	NDSA	0.700	0.700
<b>Services Sector</b>			
Al-Mosul for funfairs	SMOF	7.000	7.000
<b>Industry Sector</b>			
Iraqi Date Processing and Marketing	IIDP	3.980	3.980
Iraqi For Tufted Carpets	IITC	17.600	17.600
Al -Khazer Construction Materials	IKHC	2.200	2.200
Ready Made Clothes	IRMC	3.650	3.650
Metallic Industries and Bicycles	IMIB	2.400	2.400
Modern Sewing	IMOS	8.740	9.100
<b>Hotels Sector</b>			
Al-Sadeer Hotel	HSAD	27.000	27.000
Tourist Village of Mosul dam	HTVM	8.500	8.500
<b>Agriculture Sector</b>			
Al-Ahlyia for Agricultural Production	AAHP	1.180	1.180
Iraqi Agricultural Products	AIRP	18.750	18.750
<b>Banking Sector</b>			
Trans Iraq Bank for Investment	BTRI	0.920	0.920
Trust International Islamic Bank	BTRU	0.750	0.750
Al Anssari Islamic Bank	BANS	1.000	1.000
International Development Bank	BIDB	1.000	1.000
Al Janoob Islamic Bank Investment	BJAB	0.940	0.940
AL- Mashreq al-Arabi Islamic Bank	BAMS	0.940	0.940
AL- Mal Islamic Bank	BMAL	—	—
Arab Islamic Bank	BAAI	1.000	1.000
Ameen al-Iraq Bank For islamic bank	BAME	1.000	1.000
World Islamic Bank	BWOR	1.000	1.000
Al-Qurtas Islamic Bank	BQUR	1.000	1.000
Al- Qabidh Islamic Bank	BQAB	0.240	0.240
Region Trade Bank	BRTB	1.000	1.000
Al Mustashar Bank	BMUI	1.000	1.000
International Islamic Bank	BINT	0.290	0.290
<b>Banking Sector</b>			
Company Names	Code	Previous Average Price	Closing Price

<b>Insurance Sector</b>			
<b>Alahliya For Insurance</b>	<b>NAHF</b>	<b>0.800</b>	<b>0.800</b>
<b>Al -Hamraa Insurance</b>	<b>NHAM</b>	<b>0.760</b>	<b>0.760</b>
<b>Investment Sector</b>			
<b>AL-Wiaam for Financial Investment</b>	<b>VWIF</b>	<b>0.370</b>	<b>0.370</b>
<b>Al-Ameen for Financial Investment</b>	<b>VAMF</b>	<b>1.000</b>	<b>1.000</b>
<b>Services Sector</b>			
<b>Al-Ameen Estate Investment</b>	<b>SAEI</b>	<b>2.550</b>	<b>2.550</b>
<b>Ibdaa Al-Sharq Al-Awsat</b>	<b>SIBD</b>	<b>1.000</b>	<b>1.000</b>
<b>Agriculture Sector</b>			
<b>Al-Ribas for Poultry and Fodder</b>	<b>AREB</b>	<b>—</b>	<b>—</b>
<b>Company Names</b>			
<b>Code</b>		<b>Previous Average Price</b>	<b>Closing Price</b>
<b>Investment Sector</b>			
<b>AL- Batek Investment</b>	<b>VBAT</b>	<b>0.390</b>	<b>0.390</b>
<b>Services Sector</b>			
<b>AL-Badia for General Trans</b>	<b>SBAG</b>	<b>0.610</b>	<b>0.610</b>
<b>Industry Sector</b>			
<b>ELectronic Industries</b>	<b>IELI</b>	<b>1.790</b>	<b>1.800</b>
<b>Al-Hilal Industries</b>	<b>IHLI</b>	<b>2.150</b>	<b>2.150</b>

Iraq Stock Exchange  
 Non Iraqis' Bulletin Thursday Dec 19 2024  
 Regular Market



Non Iraqi Trading of Regular Market (Buy)

Company Names	Code	No.of trades	Traded Shares	Trading Volume
<b>Banks Sector</b>				
Bank Of Baghdad	BBOB	15	30,324,293	127,342,031
Al-Mansour Bank	BMNS	3	1,656,297	3,246,342
<b>Total Bank sector</b>		<b>18</b>	<b>31,980,590</b>	<b>130,588,373</b>
<b>Telecommunication Sector</b>				
Asia cell	TASC	4	503,660	6,140,115
<b>Total Telecommunication sector</b>		<b>4</b>	<b>503,660</b>	<b>6,140,115</b>
<b>Grand Total</b>		<b>22</b>	<b>32484250</b>	<b>136728488</b>

Non Iraqi Trading of Regular Market (Sell)

Company Names	Code	No.of trades	Traded Shares	Trading Volume
<b>Industry Sector</b>				
Baghdad Soft Drinks	IBSD	6	1,204,444	5,002,543
<b>Total Industry sector</b>		<b>6</b>	<b>1,204,444</b>	<b>5,002,543</b>
<b>Grand Total</b>		<b>6</b>	<b>1204444</b>	<b>5002543</b>

# Iraq Stock Exchange

Thursday 19/12/2024



## OTC Platform Trading Bulletin

Company Name	Code	highest price	lowest price	Average price	No.of Trades	Traded Volume	Traded Value
Banks Sector							
Al-Warka Bank	BWAI	0.270	0.270	0.270	8	12,710,312	3,431,784
Total Of Banks Sector					8	12,710,312	3,431,784
Total					8	12,710,312	3,431,784

## Not Trading OTC Companies

Company Name	Code	Previous Average price
Banks Sector		
Al-Sanam Islamic Bank	BSAN	—
Money Service Sector		
Rabee Securities	FRSE	11.000
Karmal Brokerage	FKSX	8.000
Ishtar Gate for e-Payment	FISH	—



### Iraq Stock Exchange Suspended Companies

Al-Rajih Islamic Bank (BRAJ)	19/09/2021	The trading suspended for not produce the Annual disclosure for 2020 at closing price (1.000) ID.
North Bank (BNOR)	31/10/2022	The trading suspended by ISC decision at closing price (0.070) ID.
Zain Al-Iraq Islamic Bank	11/08/2024	The trading suspended by ISC decision at closing price (0.340) ID. Because the bank under guardianship
Bain Al-Nahrain Financial Investment(VMES)	26/08/2024	The trading suspended by ISC decision at closing price (0.900) ID.
Al-Zawraa for Finanical Investment(VZAF)	26/08/2024	The trading suspended by ISC decision at closing price (0.180) ID.
Alkhair for financial Investment(VKHF)	26/08/2024	The trading suspended by ISC decision at closing price (0.220) ID.
Babylon Bank (BBAY)	25/09/2024	The trading suspended by ISC decision at closing price (0.060) ID.

## Iraq Stock Exchange News of listed companies Thursday 19/12/2024

Companies News	
United Bank (BUND)	General Assembly Meeting will be hold on Tuesday 31/12/2024 at the company building to discuss financial statement of 2022 and 2023, manage the deficit, cash dividends, discussion of increasing the company's capital from 300 billion dinars to 400 billion dinars in accordance to (55/First) of the Companies Law, electing 7 members to the Board of Directors. Trading will be suspend on Thursday 26/12/2024 .
Iraqi Carton Manufacturies (IICM)	General Assembly Meeting will be hold on Sunday 5/1/2025 at the Oil Cultural Center to discuss financial statement of 2017, 2018, 2019, 2020, manage the deficit, electing 4 members to the Board of Directors. Trading will be suspend on Thursday 26/12/2024 .
Al Anssari Islamic Bank (BANS)	General Assembly Meeting will be hold on Thursday 9/1/2025 at the company building to discuss financial statement of 2023, mamnge the deficit. Trading will be suspend on Monday 30/12/2024 .
out of trading	
Ashour Hotel (HASH)	General Assembly Meeting will be hold on Tuesday 20/12/2024 at the Ramada Hotel/Erbil to discuss financial statement of 2023, manage the deficit, electing 5 members to the Board of Directors. Trading has been suspend on Tuesday 17/12/2024 .
Iraqi Land Transport (SILT)	General Assembly Meeting will was held on Wednesday 6/3/2024 at the Trade Ministry VIP Hall to resign the current board of Administration and elect new 5 board of Administration. Trading has been suspend on Sunday 3/3/2024.
Erbil Bank (BERI)	General Assembly Meeting will was held on Friday 29/11/2024 at the Erbil Sheraton Hotel to discuss financial statement of 2023, electing 7 members to the Board of Directors. Trading has been suspend on Tuesday 26/11/2024.
Investment Bank of Iraq (BIIB)	General Assembly Meeting will was held on Saturday 7/12/2024 at the Erbil branch to discuss financial statement of 2023, cash dividends. Trading has been suspend on Tuesday 3/12/2024.
Kharkh Tour Amuzement City (SKTA)	General Assembly Meeting will be hold on Sunday 8/12/2024 at the Company building to discuss financial statement of 2023,discussion of increasing the company's capital from 300 billion dinars to 400 billion dinars in accordance to (55/Fourth) of the Companies Law, cash dividend. Trading has been suspend on Tuesday 3/12/2024 .
Middle East for Production- Fish (AMEF)	General Assembly Meeting will be hold on Monday 9/12/2024 at the Babul neighborhood – Leather Industries Branch to discuss financial statement of 2024, manage the deficit . Trading has been suspend on Wednesday 4/12/2024 .
International Islamic Bank (BINT)	General Assembly Meeting will be hold on Sunday 15/12/2024 at the Company building to discuss financial statement of 2023, cash dividends. Trading has been suspend on Sunday 8/12/2024 .
Modern chemical industries (IMCI)	General Assembly Meeting will be hold on Thursday 12/12/2024 at the Hall of the National Islamic Bank to discuss financial statement of 2023, manage the deficit. Trading has been suspend on Monday 9/12/2024 .
Baghdad for Packing Materials (IBPM)	General Assembly Meeting will be hold on Monday 16/12/2024 at the company building to discuss financial statement of 2023, manage the deficit. Trading has been suspend on Wednesday 11/12/2024 .
Baghdad -Iraq Transportation (SBPT)	General Assembly Meeting will be hold on Thursday 19/12/2024 at the company building to discuss financial statement of 2023, Discussion of increasing the company's capital from 1.3 billion dinars to 2 billion dinars in accordance to (55/Second) of the Companies Law. Trading has been suspend on Monday 16/12/2024 .

## Not Trading Bonds Bulletin

Bond type	Publish type	Code	last trading price	immortilize date
Banaa Bonds / million ID	First	CB10	1030000	12/10/2025
Banaa Bonds / million ID	second	CB20	964981	19/12/2025
Amara Bonds /500 thousand	First	CB25	—	10/09/2025
Amara Bonds /Million ID	First	CB30	984000	10/09/2027
Amara Bonds /500 thousand	Second	CB35	—	—
Amara Bonds /Million ID	Second	CB40	—	—
Amara Bonds /500 thousand	Third	CB45	—	—
Amara Bonds /Million ID	Third	CB50	—	—